



Caledonian

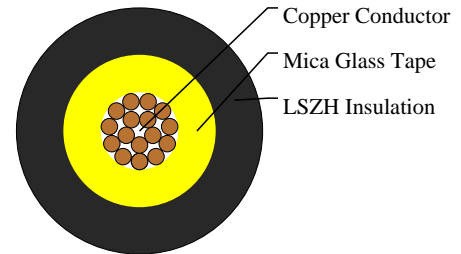

FIREFLIX Fire Resistant Power & Control Cables

www.caledonian-cables.com

marketing@caledonian-cables.com

300/500V Mica+LSZH Insulated, Non-sheathed Power Cables to BS EN 50525-3-41 (Single Core)

FFX100 05mZ-K(CU/MGT+LSZH 300/500V Class5)



APPLICATIONS

The cables are mainly used in power stations, mass transit underground passenger systems, airports, petrochemical plants, hotels, hospitals and high-rise buildings.

STANDARDS

Basic design adapted from BS EN 50525-3-41(formerly BS 7211)

FIRE PERFORMANCE

Circuit Integrity	IEC 60331-21; BS 6387
Flame Retardance (Single vertical wire or cable test)	IEC 60332-1-2; EN 60332-1-2
Halogen Free	IEC 60754-1; EN 50267-2-1
No Corrosive Gas Emission	IEC 60754-2; EN 50267-2-2
Minimum Smoke Emission	IEC 61034-2; EN 61034-2

VOLTAGE RATING

300/500V

CABLE CONSTRUCTION

Conductor: Copper conductor according to BS EN 60228 class 5.

Fire Barrier: Mica glass tape.

Insulation: Crosslinked polyolefin material type EI 5 according to EN 50363-5.

Insulation Option: UV resistance, hydrocarbon resistance, oil resistance, anti-rodent and anti-termite properties can be offered as option.

COLOUR CODE

Black, Blue, Brown, Grey, Orange, Pink, Red, Turquoise, Violet, White, Green and Yellow. Bi-colours of any combination of the above mono-colours are permitted.

PHYSICAL AND THERMAL PROPERTIES

Maximum temperature range during operation: 90°C

Maximum short circuit temperature (5 Seconds): 250°C



Caledonian

FIREFLIX Fire Resistant Power & Control Cables

www.caledonian-cables.com

marketing@caledonian-cables.com

Minimum bending radius: 4 x Overall Diameter

DIMENSION AND PARAMETERS

No. of Cores × Cross-sectional Area	Conductor Class	Nominal Insulation Thickness	Overall Diameter (min.)	Overall Diameter (max.)	Approx. Weight
No. x mm ²		mm	mm	mm	kg/km
1x0.5	5	0.6	3.1	3.6	14.2

Voltage Drop (Per Amp Per Meter)

Conductor Cross-sectional Area	2 cables d.c.	Ref. Methods A,B 2 cables, 1-phase a.c.	Ref. Methods C,F,G 2 cables, 1-phase a.c. (Cables touching)	Ref. Methods C,F,G 2 cables, 1-phase a.c. (Cables spaced)	Ref. Methods A,B 3 or 4 cables, 3-phase a.c.	Ref. Methods C,F,G 3 or 4 cables, 3-phase a.c. (Cables touching, Trefoil)	Ref. Methods C,F,G 3 or 4 cables, 3-phase a.c. (Cables touching, Flat)	Ref. Methods C,F,G 3 or 4 cables, 3-phase a.c. (Cables spaced, Flat)
mm ²	mV/A/m	mV/A/m	mV/A/m	mV/A/m	mV/A/m	mV/A/m	mV/A/m	mV/A/m
0.5	101	101	101	101	87	87	87	87



Rated voltage




BS EN 50525-3-41



Circuit Integrity
IEC 60331-21/BS 6387



Flame Retardancy
IEC 60332-1-2



Halogen Free
IEC 60754-1



Low Corrosivity
IEC 60754-2



Low Smoke Emission
IEC 61034-2